

Welcome To All Things Apple

A Few More Words About Passwords & Apple's Password Manager

First Everything we heard a few weeks ago **IS** correct!

One Can Create passwords

- from word phrases
- from a favorite core word with some additions
- from any “system” that works for you

But Remember...

Technology changes quickly

Making a hidden list of Password is
no longer necessary

Better AND Easier Ways Exist

Biometrics are better yet!

Passkeys are coming

**For Now
Use Apple's Password Manager**

Simple Facts About Passwords

- The more characters the better
- The more options per character the better
Alphabet 26 upper&lower 52 Numbers & characters 72
- Random use of above is best
Better than “algorithms” or phrases or anything else
- Use a Password Manager with or without
2 Factor Authentication
- One is built into macOS/iOS/iPadOS
“Passwords”

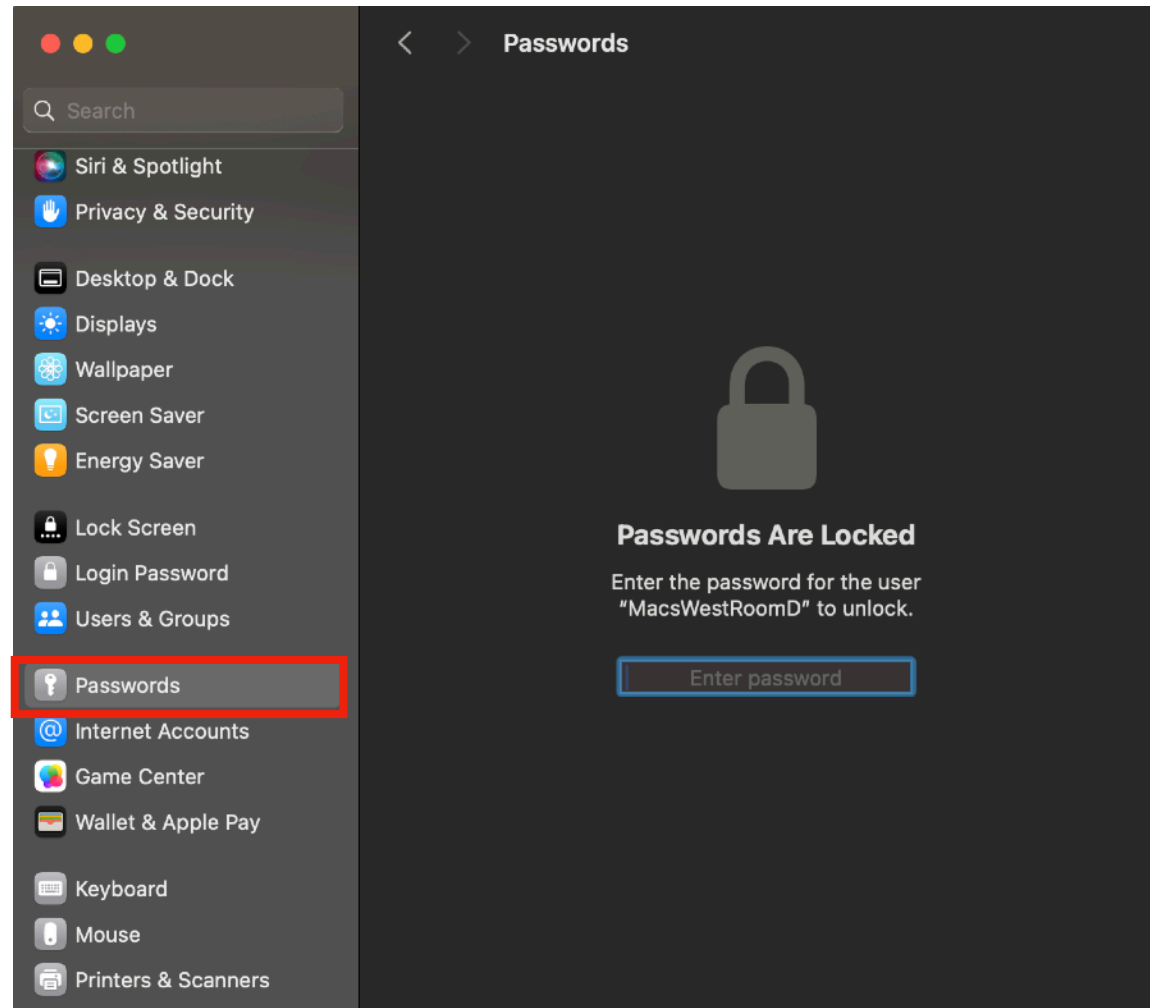
I Love Password Managers

I have hundreds of passwords, most of which I have never seen!

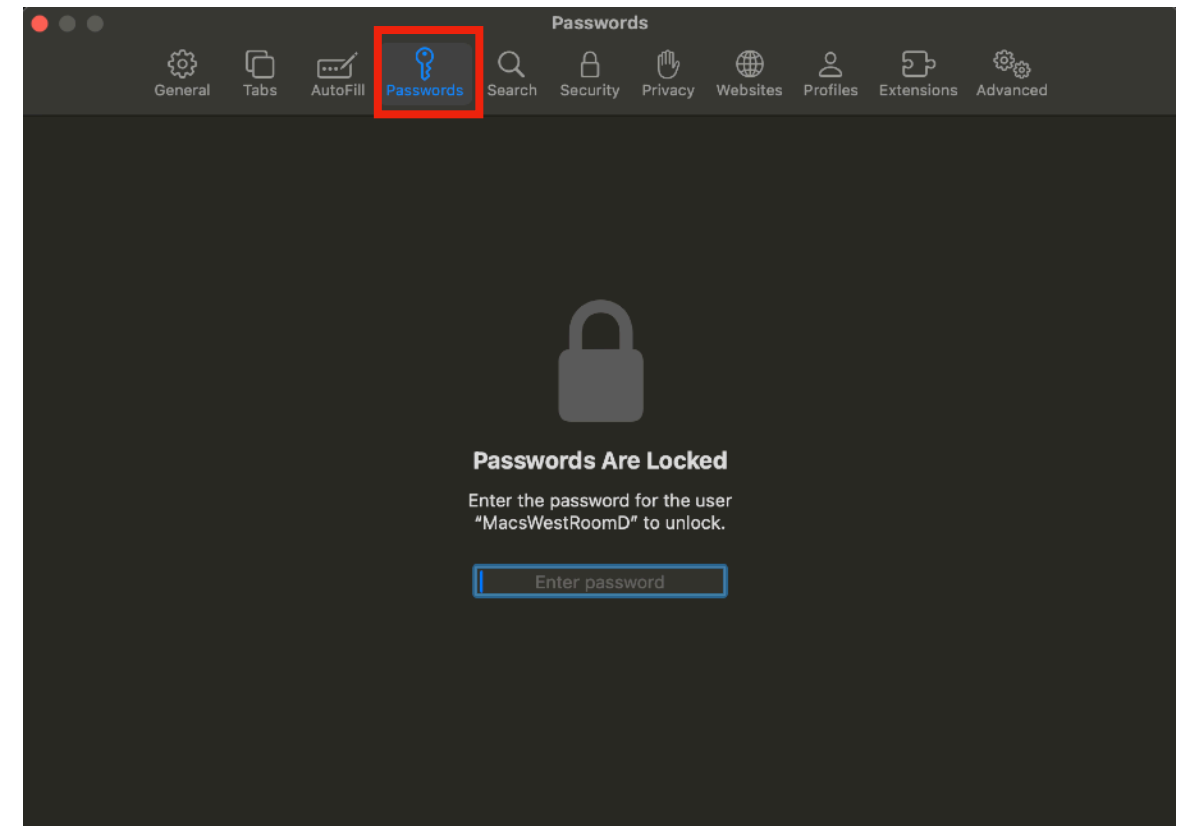
If I ever need to see one, I retrieve it from my Password Manager via System Settings or Safari's settings or I simply ask Siri to show them

Let's look at them...

Click on “Passwords” in Settings or Safari Settings

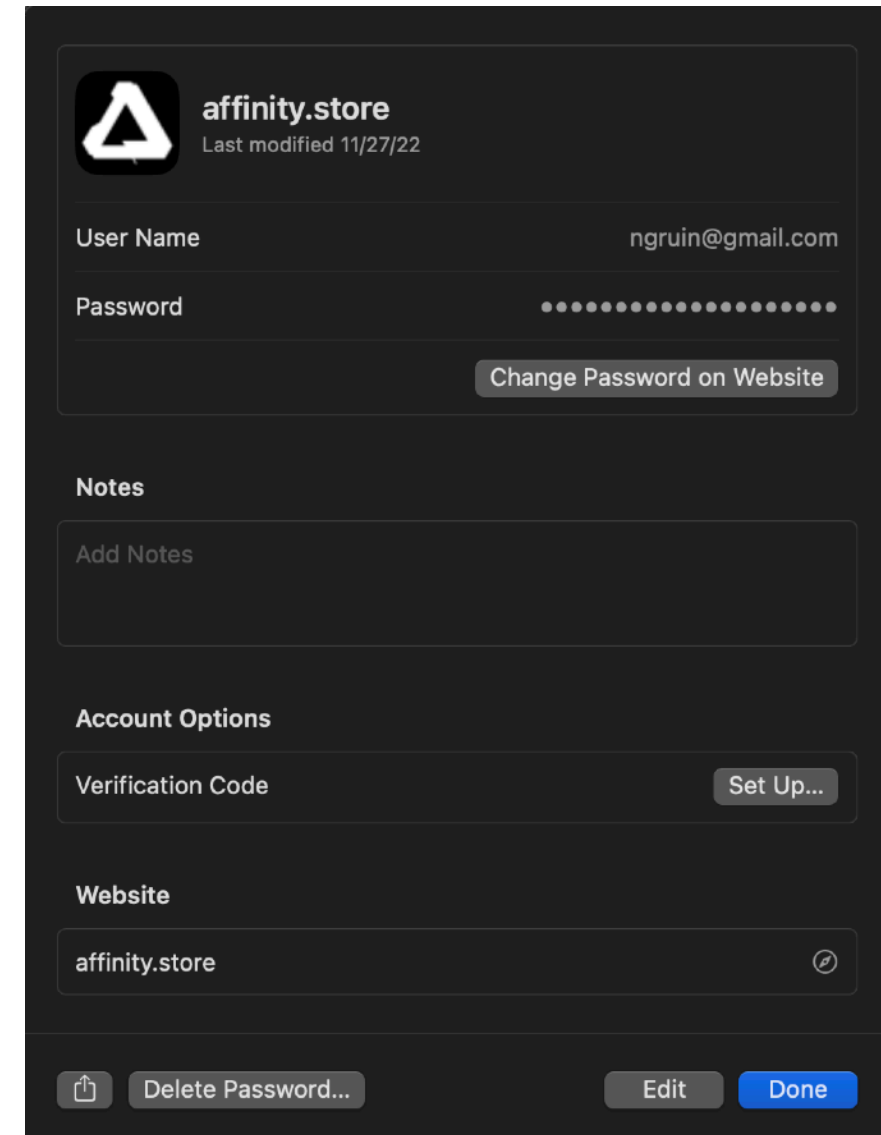
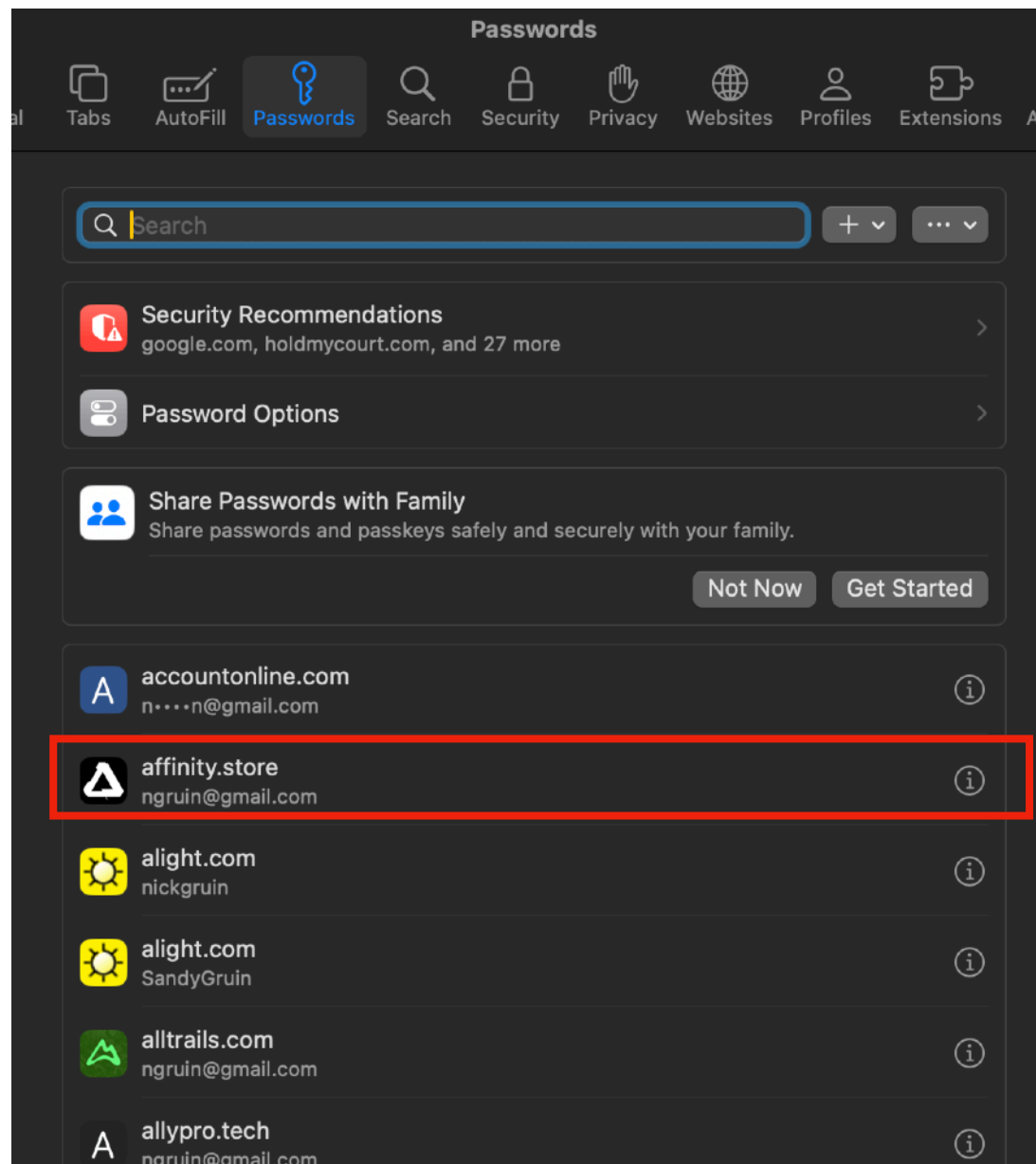


Settings



Safari Settings

After authentication, you see



Do we have to “Turn On” Apple’s Password Manager?

Keychain is a Utility in Apple’s Operating Systems

It is on by Default

“Password” is a pretty face on Keychain

It too is on by Default

How does one use Apple's Password Manager

Let's Watch A Short Video from "The Mac U"

Review Password Manager Usage


When you are using Safari and logging/signing into an account, you will see the following dialog box after you have entered your ID and Password - either yours or the New/Strong one suggested for you

Member Login

Email:

Password:

Passwords...
Suggest New Password



Would you like to save this password?

You can view, edit, or remove saved passwords in Safari Passwords preferences.

After You Have Saved a Password for a Site and are returning

Log In

Log in

Username

Password

☐ Remember my username

Log in

[Forgot username or password?](#)

Log in

Username

NickG91
digital.fidelity.com

Other Passwords for

☐ Remember my username

Log in

[Forgot username or password?](#)

Log in

Username

Password

☐ Remember my username

Log in

[Forgot username or password?](#)

With 2 Factor
Authentication
Verify With a
Temporary Code

To verify it's you, we'll send a temporary code to your phone

We'll send it to this number.

(XXX) XXX-0575

Text me the code

Call me with the code

[Can't receive the code?](#)

[Cancel](#)

[< Back](#)

Enter the code we just sent to your phone

We sent the code to (XXX) XXX-0575. It will expire
after 30 minutes.

Security code

☐ Don't ask me again on this device

Submit

Resend code

[Can't receive the code?](#)

[Cancel](#)

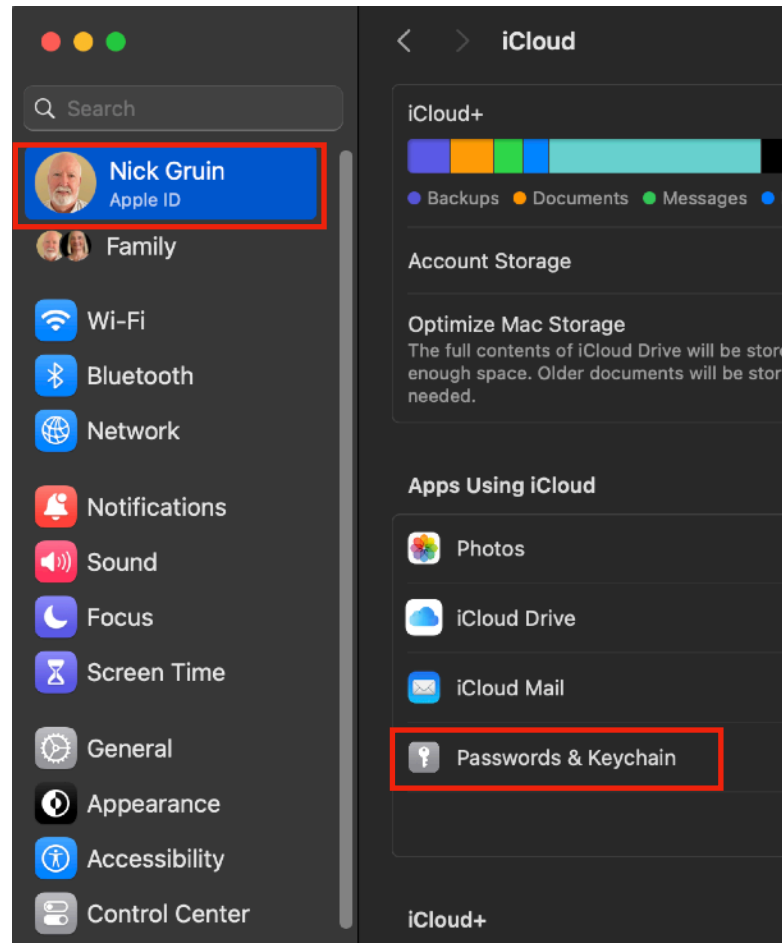
That's About All You Need To Know

But wouldn't it be nice if your Passwords also synced across all your devices??

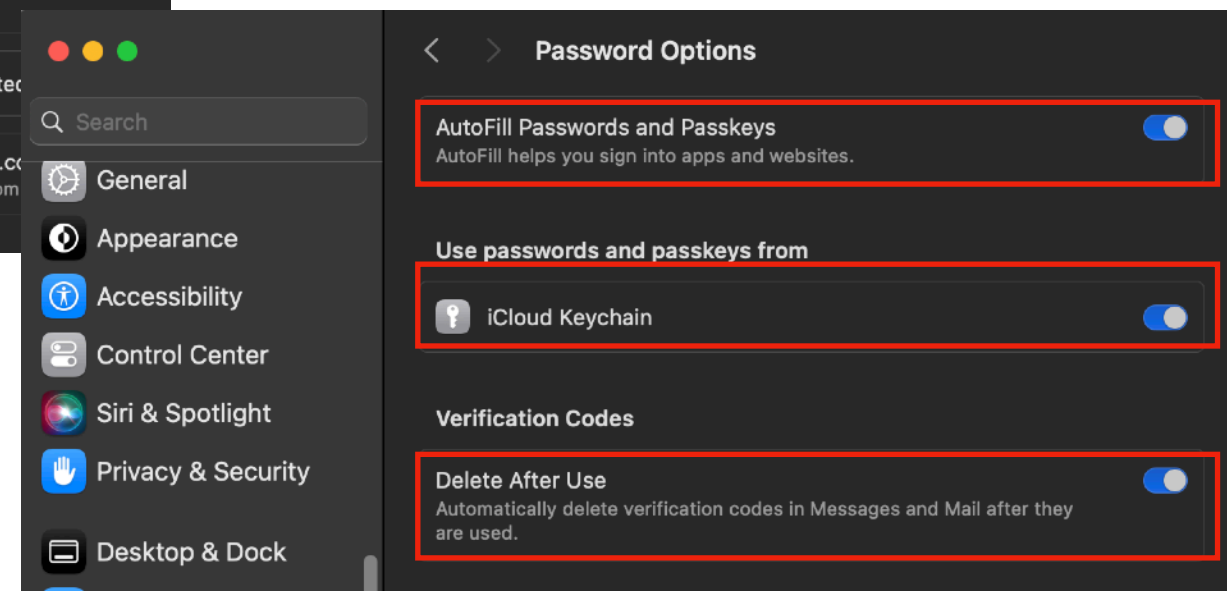
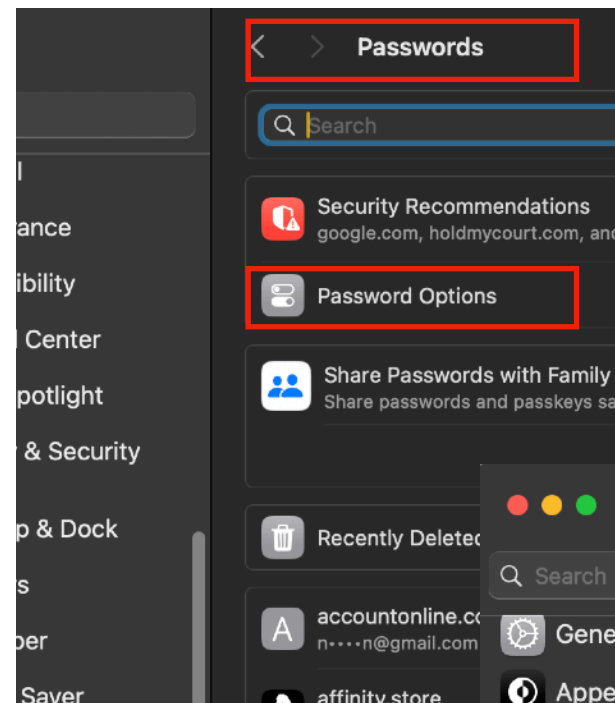
That's what "iCloud Passwords" is for!

iCloud Passwords

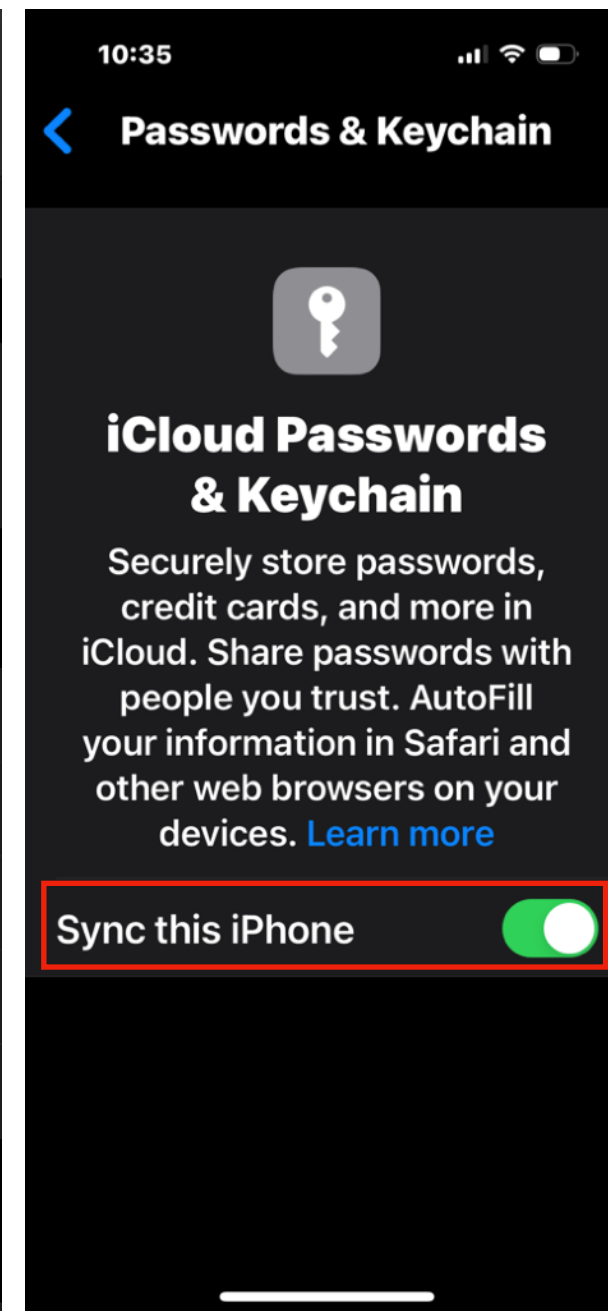
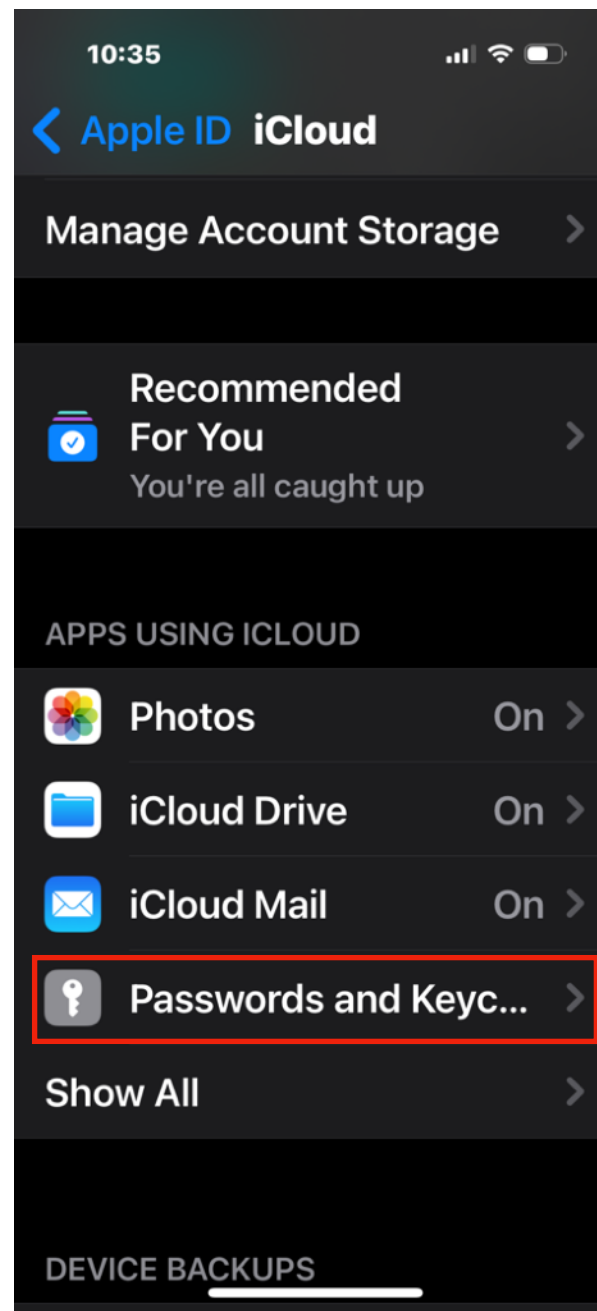
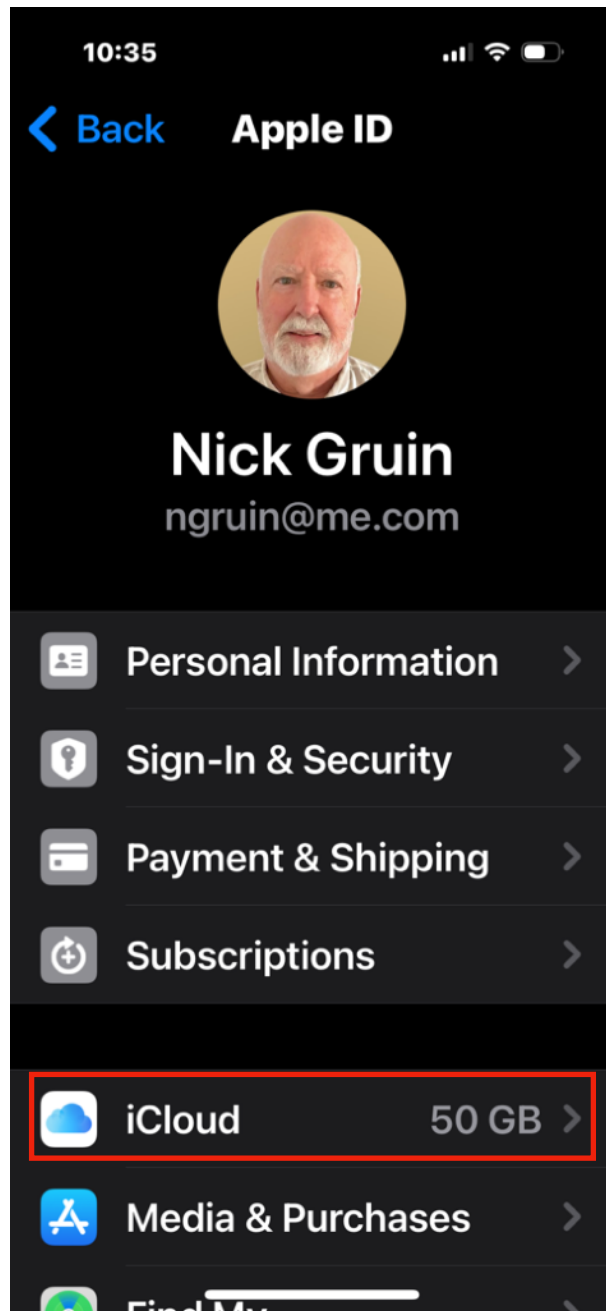
iCloud Passwords & Keychain does need to be turned on in iCloud Settings to become operational



Authentication Needed



How to turn on iCloud Passwords & Keychain in iOS/iPadOS




Apple's iCloud Passwords

One More Video from “The Mac U”

How about we do something worthwhile with Your Password Manager Right Now?

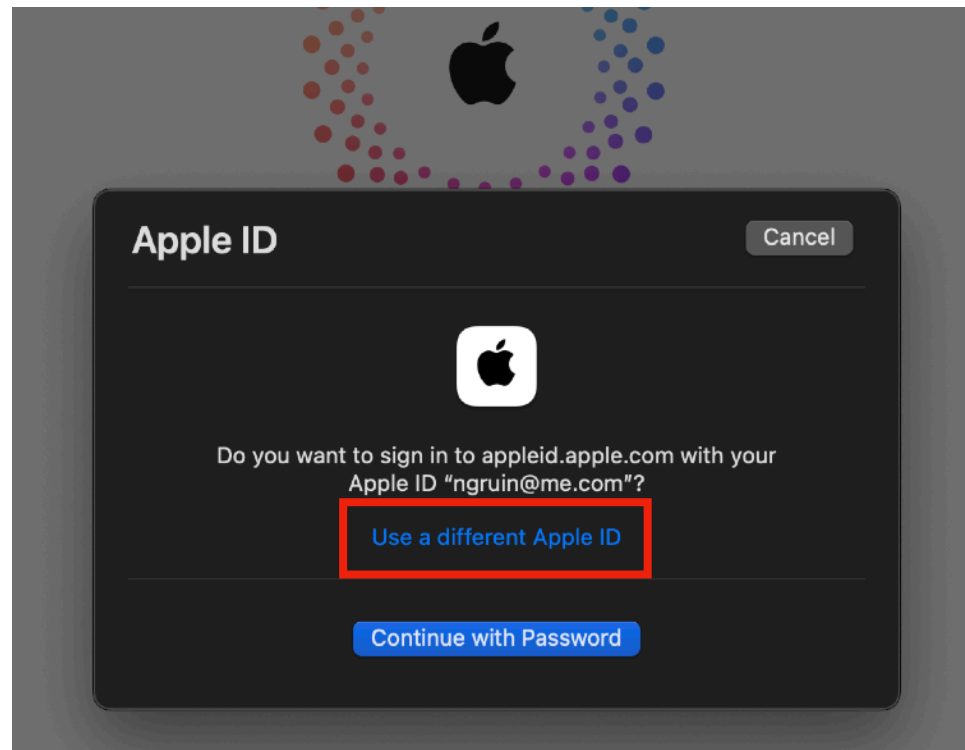
Trust Me...

Let's Use Safari - Go To - <https://appleid.apple.com/>



Click on Sign-In

Regardless of what the screen asks or says regarding your device password, choose you want to enter a different password.



Apple ID

Manage your Apple Account

Email or Phone Number
ngruin@me.com

Password



You Have Now Added Your AppleID and Password to your list of Managed Passwords so you'll always have it if you need to know it!

nd Password
ntinue

Log Out Of The AppleID Website

OK...

But if all my passwords are on my device
And My Device is Only Protected with a 4 or 6
Character PassCode, Can't that be unlocked
INSTANTLY?? That is what we were told!

Number of Characters	Numbers Only	Lowercase Letters	Upper and Lowercase Letters	Numbers, Upper and Lowercase Letters	Numbers, Upper and Lowercase Letters, Symbols
4	Instantly	Instantly	Instantly	Instantly	Instantly
5	Instantly	Instantly	Instantly	Instantly	Instantly
6	Instantly	Instantly	Instantly	1 sec	5 secs
7	Instantly	Instantly	25 secs	1 min	6 mins
8	Instantly	5 secs	22 mins	1 hour	8 hours
9	Instantly	2 mins	19 hours	3 days	3 weeks
10	Instantly	58 mins	1 month	7 months	5 years
11	2 secs	1 day	5 years	41 years	400 years
12	25 secs	3 weeks	300 years	2k years	34k years
13	4 mins	1 year	16k years	100k years	2m years
14	41 mins	51 years	800k years	9m years	200m years
15	6 hours	1k years	43m years	600m years	15 bn years
16	2 days	34k years	2bn years	37bn years	1tn years
17	4 weeks	800k years	100bn years	2tn years	93tn years
18	9 months	23m years	6tn years	100 tn years	7qd years

Wait a Minute!!

**This chart is only true
when a computer can
endlessly (and rapidly)
supply tries**

A 4/6 digit “Passcode” is good enough for your iPhone, iPad & Mac

BECAUSE your Apple devices will lock you out following
just 6 unlock tries

After 5 iPhone unlock tries, if you repeatedly enter wrong codes, you will get the following results:

- After six failed passcode attempts in a row, an iPhone will be locked for 1 minute.
- After seven failed passcode attempts in a row, an iPhone will be unavailable for 5 minutes.
- After eight wrong passcode attempts in a row, you will be locked out for 15 minutes.
- After nine wrong passcode attempts in a row, you will be locked out for 1 hour.
- After 10 failed passcode attempts in a row, no timer, no more chances to enter passcode.

And That Goes For Your iPad and your Mac as well...

“I Want Even More Security!”

“I’ve Googled and there are MANY sites claiming to allow you/someone to get into your device quickly”

Wellll, That’s True...

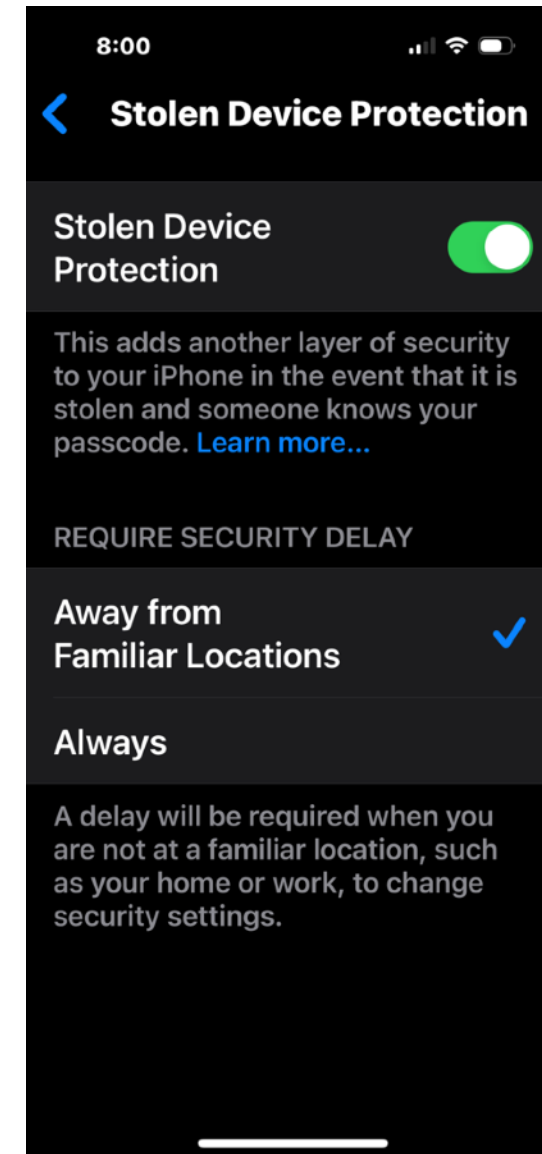
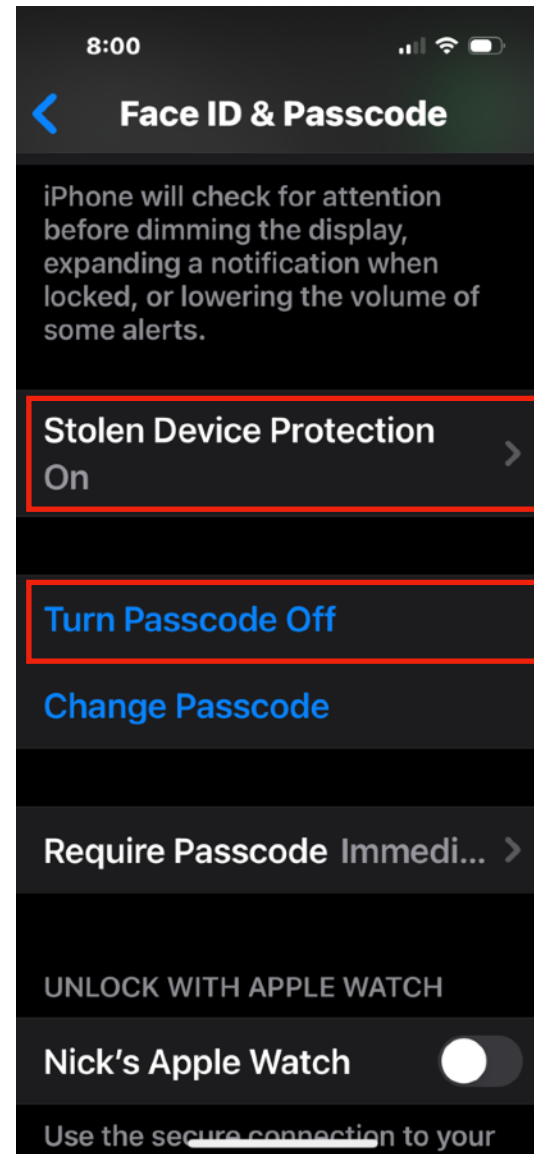
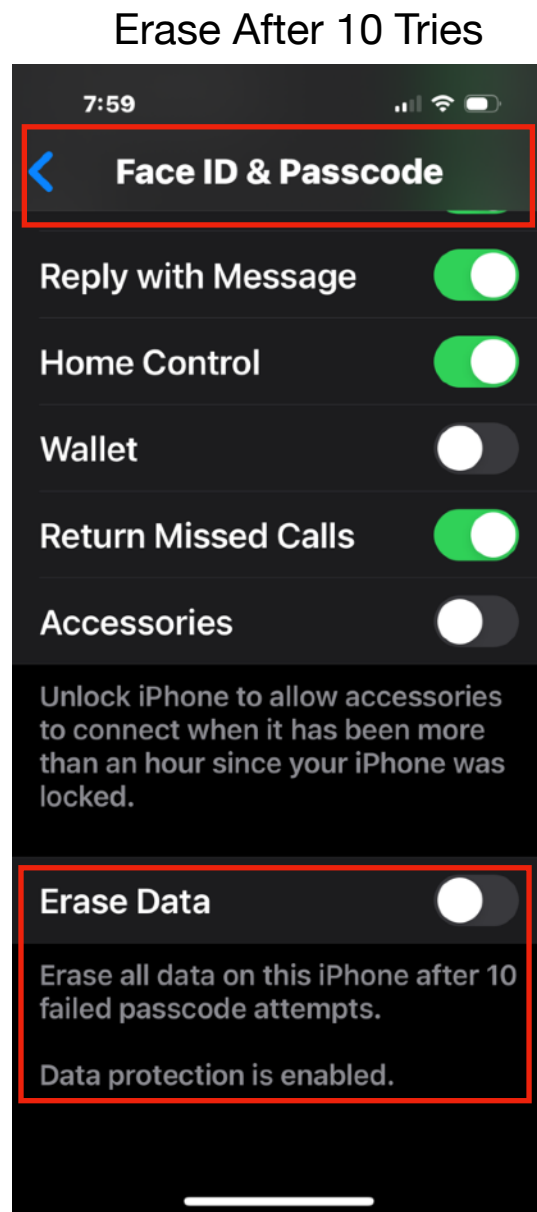
But not without completely erasing it!

Still More Security??

Turn On Additional Protection Settings

If You Are Not In A Familiar Place
Require Time Delay and/or Biometric To Change

Must Authenticate, then
Scroll all the way to bottom



As of iOS/iPadOS 17.3

Security Take-aways:

Password Managers generate MUCH MORE SECURE Passwords than you likely do, **AND** They Remember Them!

And

They Auto-Fill Them on Most Web Sites.

If one doesn't automatically work,
just look it up in "Passwords" in Settings or Safari.

Do YOU Still Have a Good Reason To Not Use One?

Your Devices are Pretty Darn Secure.
Why Do You Think the Police & Security Agencies Want Apple To
Give Them a Way to Get In?!?



The End