


Air Tag - Change Name and/or Icon/Emoji

1. Tap/Open “**Find My**” app
2. Select “**Devices**”
3. Tap Device (Air Tag)
4. Scroll to bottom
5. Tap “**Rename**”
6. Change Name of Air Tag
7. Tap Icon/Emoji to change
8. Tap “**Done**”



Clever Ways to Use AirTags




- | | |
|-------------------|--------------------------|
| 1. Remote | 6. Vehicle |
| 2. Wallet/Purse | 7. Bicycles |
| 3. Luggage | 8. Keys |
| 4. Fido | 9. Emergency Items |
| 5. Small Children | 10. Electronic Equipment |

Apple Tech Support

1-800-275-2273



AZ Mobile ID App



1. Download App from Apple App Store or Google Play Store
2. Search "AZ Mobile ID"
3. Open App - Follow Prompts
4. Activate using phone and AZ Driver's License
5. For further info open Internet browser and go to "azdot.gov"
* Motor Vehicles→Driver Services→Mobile ID *
6. Review online instructions
7. Watch "How to Activate" & "How to Verify" videos
8. You are now good to go!

Mac & iOS Badges



How to Turn Badges ON & OFF



Mac:

1. Preferences
 2. Notifications & Focus
 3. Tap App(s)
 4. Check/Uncheck "Badge App Icon"
-

iOS / iPadOS:

1. Settings
2. Notifications
3. Tap App(s)
4. Turn Badges ON/OFF



Bread Freshness Colors:

Monday = BLUE Tuesday = GREEN

Thursday = RED Friday = WHITE

Saturday = YELLOW

iPhone Calculator Tips



1. Fix mistakes with a **Swipe**
2. Hold down buttons to save time
3. Calculate from Spotlight Search
4. Copy & Paste numbers
 1. Tap & Hold
5. **HEAR** the numbers
 1. Settings
 2. Accessibility |
 3. Spoken Content
 4. Speak Selection
6. Unlock the Scientific Calculator
 1. Turn iPhone Horizontal
7. Find more calculations
 1. Tap **2nd** Button
8. Calculate Tips with **Apple Watch**
9. Paste your last figure
 1. Control Center
 2. Tap & Hold Calculator Button



Use Your Computer to Change Your Region

1. Open the **Music** app or **iTunes**.
2. In the menu bar at the top of the screen or the top of the iTunes window, click **Account**, then click **View My Account**.
3. Sign in with your **Apple ID**.
4. On the Account Information page, click **Change Country or Region**.
5. Select your new country or region.

Add Photo/Image to iOS Contacts



1. Open **Contacts App**
2. Select **Contact & tap Edit**
3. Tap **Add Photo**
4. Choices: 1. **Take Photo**, 2. **Chose From Photos**, 3. **Emoji**, 4. **Text & 5. Memoji**



1



2



3




4

5. **Move & Scale Photo/Image**
6. Tap **Choose**
7. Select **Style Option & Tap Done**
8. You can make a change anytime.

MacOS Monterey: How to Change Cursor Color on your Mac

1. *"System Preferences"*
2. *"Accessibility"*
3. On left, Tap *"Vision"*, Select *"Display"*
4. Tap on *"Pointer Tab"*
5. Two Selections: *"Pointer Outline Color"* & *"Pointer Fill Color"*, Select Desired Colors
6. Set Desired Pointer Size
7. Close *"System Preferences"*



**FOR A GOOD
TIME**

SCAN HERE >>



WELCOME TO COMPUTERS WEST

LIFETIME LEARNING CENTER

YOU ARE NEVER TOO OLD TO LEARN
SOMETHING NEW 😊



Located in the
Palm Ridge Recreation
Center



www.ComputersWest.ORG

Computers West Support Sources

Mac/Apple:

The Mac U - Available in Room C on iMacs 1 & 2

MacMost (www.macmost.com) (Search problem/issue)

Dan's Tutorials (www.danstutorials.com) Apple Training

Mac Rumors (www.macrumors.com) (Search problem/issue)

You Tube (www.youtube.com) Search "Apple Support"

You Tube (www.youtube.com) Search "Chita Hunter"

You Tube (www.youtube.com) Search "DottoTech"

Internet Search (Google, Bing, Duck Duck Go)

Apple/Mac Magazines (From SCW Library via Libby App)

Udemy (www.udemy.com) Search "Apple" or "Mac" or "iPhone"

Also available at MacMost website

TEH Podcast (Tech Enthusiast Hour)

Tech Boomers (www.techboomers.com) (Tech Videos for Seniors)

Genius Groups at Club Facility (Palm Ridge)

Windows:

Microsoft Support Website (<https://support.microsoft.com>)

You Tube (www.youtube.com) (Search "Microsoft Support")

You Tube (www.youtube.com) (Search "Ask Leo")

Ask Leo (www.askleo.com) - Leo Notenboom (Articles)

Internet Search (Google, Bing, Duck Duck Go)

PC Magazines (From SCW Library via Libby App)

Tech Boomers (www.techboomers.com) (Tech Videos for Seniors)

PC/Windows Help Groups at Club Facility (Palm Ridge)

Linux:

Linux Magazines (From SCW Library Via Libby App)

ComputersWest WiFi



ComputersWest

**(Scan QR Code with
your camera & follow
prompts)**

Links to all Groups at Bottom of Page.

**Important Reminder:
Disinfect Your
Devices Regularly**

**Clean your Most-Used
Devices Daily**

Use the Right Cleaner

Get in the Nooks & Crannies

Don't forget the Accessories

Secret IT Error Codes

- 1. EEOC - Equipment Exceeds Operator Capabilities**
- 2. ESTO - Equipment Smarter Than Operator**
- 3. ID10T Error - I-D-10-T Error**
- 4. Code 18 - Problem is sitting 18 inches from the screen**
- 5. PICNIC - Problem in Chair Not in Computer**
- 5. PEBKAC - Problem exists between keyboard and chair**
- 7. Layer 8 Issue - YOU**
- 8. A short between the headphones - Self Explanatory**
- 9. IBM Error - Idiot Behind Machine**
- 10. Biological Interface Error - Self Explanatory**

File System Formatting

For HD, External HD, SSD, USB Flash Drive

FAT32 - File Allocation Table 32 (Replaced FAT16)

(Will only accept files up to 4GB)

(Also known as MS-DOS (FAT))

exFAT - Extended/Extensible File Allocation Table

(Meant to be used on Flash Memory/Drives, eg. USB/SD)

(2006 Updated version of FAT32) (Will work on any PC or Mac)

NTFS - New Technology File System

(Microsoft)

(Will work on any PC or Mac)

APFS - Apple File System

(MACOS High Sierra and later, iOS 10.3 and later, etc.)

APFS (Encrypted)

APFS (Case-sensitive)

APFS (Case-sensitive, Encrypted)


Mac OS Extended

(File system used by macOS 10.12 or earlier)


Mac OS Extended (Journaled)

(Keeps a continuous log (journal) of the changes made to the files)

How to Turn Your iPhone/iPad Grayscale



1. Settings
2. Accessibility
3. Tap on Display & Text Size
4. Select Color Filters
5. Turn Color Filters ON
6. Select Grayscale



Complete List of Secret Menu Items



3 x 3 Burger



4 x 4 Burger



Add Chopped
Chilis



Add Extra
Tomatoes



Animal Style
Burger



Animal Style
Fries



Cheese Fries



Double Meat
Burger



Extra Toast



Flying
Dutchman



Free Extras



Grilled Cheese



Grilled Onions
(Whole)



Large
Milkshakes



Mustard Grilled
Patty



Neapolitan
Milkshake



Protein Style
Burger



Root Beer Float



Ultimate Animal
Style Fries




Well Done Fries



What's My Internet Speed?

www.speedtest.net



Speedtest by Oolka in the App Store




iOS ACTIONS



- > **A TAP** is a brief contact of (usually) one finger on your device's screen.
- > **TO DRAG** is to move a finger across the screen to scroll or pan around content.
- > **SWIPE** means move one or more fingers across an item or the screen, then let go.
- > **A FLICK** is like swiping, but it's quicker, and is often used to scroll content more quickly.
- > **PINCH** means move two fingers together or apart usually to zoom in or out.
- > **TOUCH AND HOLD** means lightly rest your finger on an item and wait for a reaction.



iOS ACTIONS



- > A **TAP** is a brief contact of (usually) one finger on your device's screen.
- > **TO DRAG** is to move a finger across the screen to scroll or pan around content.
- > **SWIPE** means move one or more fingers across an item or the screen, then let go.
- > A **FLICK** is like swiping, but it's quicker, and is often used to scroll content more quickly.
- > **PINCH** means move two fingers together or apart usually to zoom in or out.
- > **TOUCH AND HOLD** means lightly rest your finger on an item and wait for a reaction.

iPad Large App Icons

- 1. Open "Settings"**
- 2. Tap "Home Screen & Dock"**
- 3. Toggle "Use Large App Icons"**
On/Off to Suit Preference.

Is My iPhone Unlocked?

1. Settings

2. General

3. About

4. Carrier Lock

****No SIM Restrictions = Unlocked****

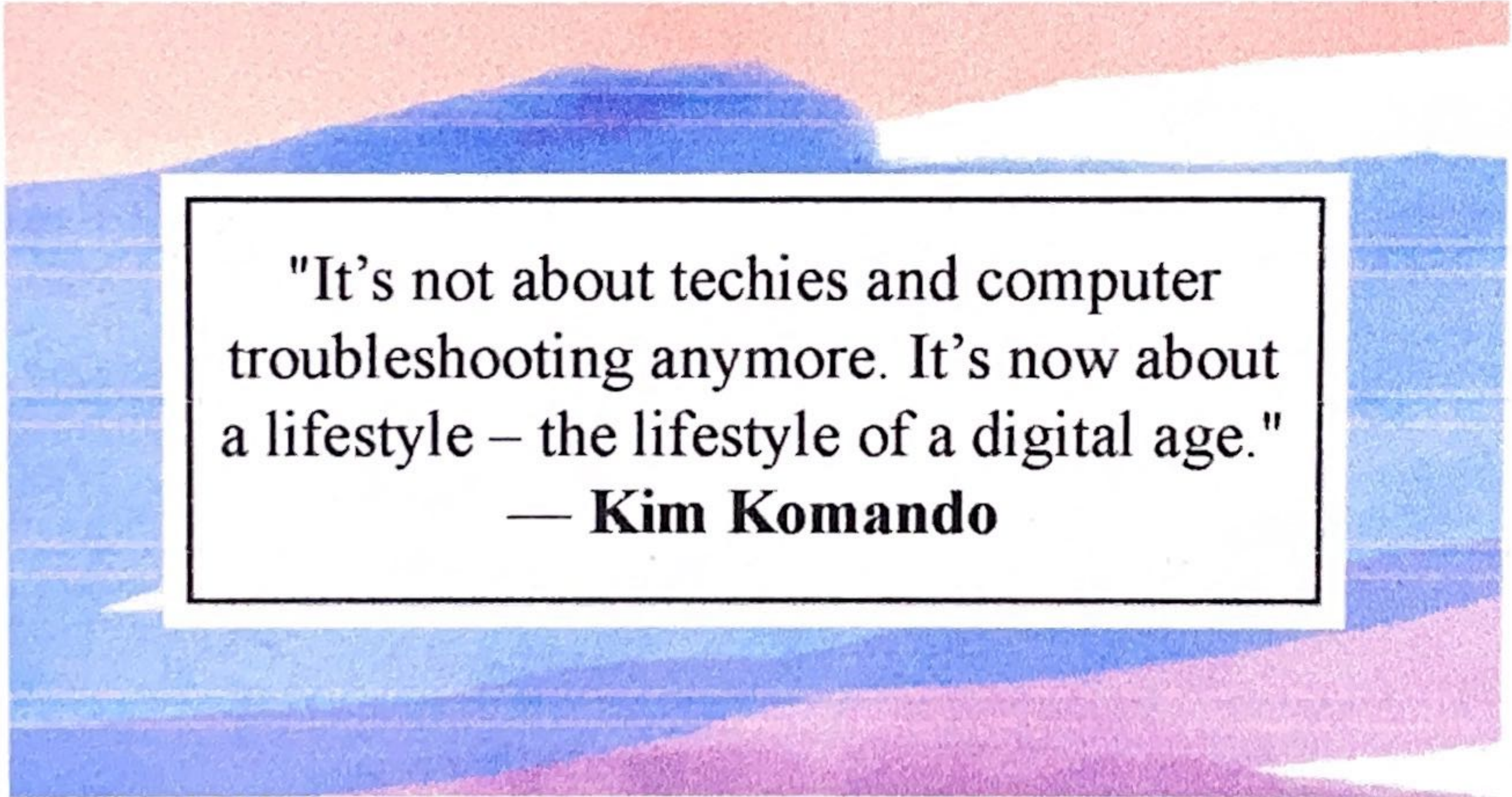
Secret IT Error Codes

- 1. EEOC - Equipment Exceeds Operator Capabilities**
- 2. ESTO - Equipment Smarter Than Operator**
- 3. ID10T Error - I-D-10-T Error**
- 4. Code 18 - Problem is sitting 18 inches from the screen**
- 5. PICNIC - Problem in Chair Not in Computer**
- 5. PEBKAC - Problem exists between keyboard and chair**
- 7. Layer 8 Issue - YOU**
- 8. A short between the headphones - Self Explanatory**
- 9. IBM Error - Idiot Behind Machine**
- 10. Biological Interface Error - Self Explanatory**

Keychain - Activate

In Settings:

- 1. iCloud - Turn on Keychain**
- 2. Passwords - Turn on AutoFill Passwords**
- 3. Do on ALL Mobile Devices**



"It's not about techies and computer troubleshooting anymore. It's now about a lifestyle – the lifestyle of a digital age."

— **Kim Komando**

Use Libby App on Mac or PC

Go to www.libbyapp.com


Answer first question “Yes”

Tap “**Copy From My Other Device**”

Enter Setup code that appears on your
other device (iPad/iPhone)

Open Libby on other device

Tap Libby icon



Tap “**Settings**” on right side

Tap “**Copy To Another Device**”

Setup Code will appear

Enter **Setup Code** on Mac or PC

Your Library Card(s) Will Appear

Tap “**Next**”

Select Desired Library



LibreOffice
The Document Foundation

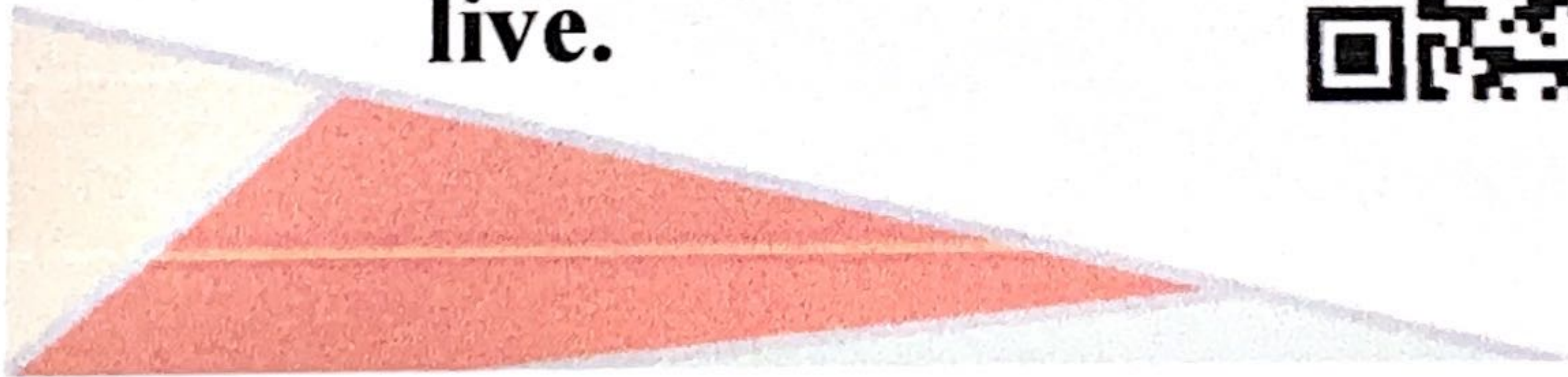


www.libreoffice.org



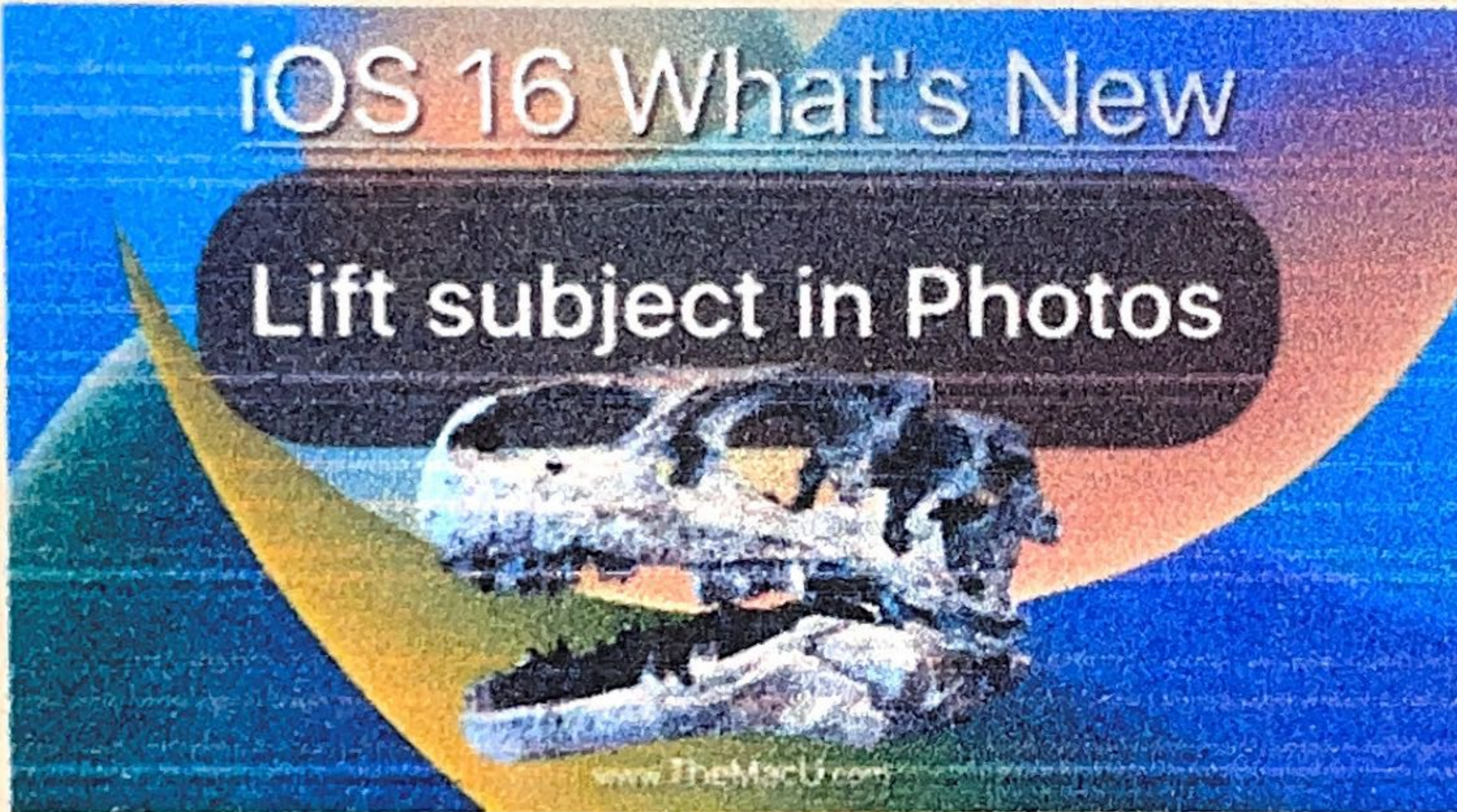
LifeSpan Calculator

**Scan Here to see
how long you will
live.**



iOS 16 What's New

Lift subject in Photos



www.TheMacU.com

**A new Feature coming in
iOS16 & iPadOS16**

**Scan for
Video**



Local Computer Repair

Sun City Computer Repair Service

www.suncitycomputerrepairservice.com

623.295.2645 (Phone)

602.633.4584 (Text)

Windows PC & Mac/MacBook

Remote & On-Site Mobile Service (8 Techs Available)

- Diagnose/Repair Hardware or Software Problems
- Spyware/Malware/Trojan & Virus Removal
- Setup Wireless & Small Business Networks
- Laptop Repair, PC Repair & Mac/Macbook Repair
- Hard Drive Data Recovery

Tech Help: Barry Johnson (SCW)

networkwithbarry@gmail.com

480.980.3093

Windows PC & Mac & iPhone/iPad

- Transfer Files
- Software Issues, Networking
- Advise & Set Up new computers
- TV Streaming Set Up
- Program Garage Door Openers
- Bluetooth Set Up
- Tutoring
- Does **NOT** Do Repairs

MacMedia (Everything Apple)

www.macmediainc.com

sales-peoria@macmediainc.com

623-850-8000

Apple/Mac

Peoria, AZ

Loyalty Card

Attend 5 Get 1 FREE



Meeting 1

Meeting 2

Meeting 3

Meeting 4

Meeting 5

FREE!

iMac, iPhone, iPad Help Sites



www.macmost.com

www.themacu.com

www.iphonelife.com

www.macrumors.com

www.9to5mac.com

www.apple.com (support)



Mac Keyboard Shortcuts



Cut	-----	Cmd+X
Copy	-----	Cmd+C
Paste	-----	Cmd+V
Undo	-----	Cmd+Z
Select All	-----	Cmd+A
Print	-----	Cmd+P
Switch Apps	-----	Cmd+Tab
Find	-----	Cmd F or Cmd+Space Bar
Forward Delete	-----	Fn+Delete
Screenshot	-----	Shift+Cmd+3 or 4 or 5
Quit App	-----	Cmd+Q
Force Quit App	-----	Opt+Cmd+Esc
Preview	-----	Select+Space Bar
Save As	-----	File+Opt or Opt+Shift+Cmd+S



Mac Keyboard Shortcuts



Cut	----- Cmd+X
Copy	----- Cmd+C
Paste	----- Cmd+V
Undo	----- Cmd+Z
Select All	----- Cmd+A
Print	----- Cmd+P
Switch Apps	----- Cmd+Tab
Find	----- Cmd F or Cmd+Space Bar
Forward Delete	----- Fn+Delete
Screenshot	----- Shift+Cmd+3 or 4 or 5
Quit App	----- Cmd+Q
Force Quit App	----- Opt+Cmd+Esc
Preview	----- Select+Space Bar
Save As	----- File+Opt or Opt+Shift+Cmd+S



The Mac U
iMovie for iOS/iPadOS
Magic Movie



Scan Here
for Video





Scan for Video

How To Use Mail Merge With Pages On a Mac



**Actual title
of video.**

www.macmost.com



Apple Mail Keyboard Shortcuts

1. **Left Click** to Select an Email
2. ⌘ + A (Command + A) = Select All Emails
3. ⌘ (Command) + Email = Hold ⌘ and
Select Multiple Emails
4. ⇧ (Shift) + 1 Email and Another Email to Select a
Block of Emails *(Hold ⇧ Shift)
5. Hit “**Delete**” Key or Select Trash Can to Delete
Selection(s)
6. Empty “**Trash**” Regularly

Toggle "Hide Menu Bar" On/Off

Option + Command + D




⌘ + ⌘ + D



20 Hidden iPhone Messages Features*



MacMost Video



www.macmost.com

*** This is the exact video name to search for.**



macOS Monterey Keyboard Shortcuts

Visit MacMost.com for Mac video tutorials, advice, tips and news.

FINDER COMMANDS

⌘ 1 – ⌘ 4	Switch Finder view type
⌘ N	New Finder window
⌘ T	New Finder window tab
⇧⌘ space	Open new search window
⌘ F	Find
⇧⌘ N	Create new folder
⌘ I	Get file info
⇧⌘ I	Show file inspector
⌘ J	Show view options
⌘ Y or space	Quick Look
⇧⌘ P	Show/hide preview
⌘ ^ 0	Use groups/stacks
⌘ ▲	Go to parent folder
⇧⌘ C	Go to the top level
⇧⌘ O	Go to Documents folder
⌘ ⌫	Move to trash
⇧⌘ ⌫	Empty trash

APP COMMANDS

⌘ N	New window/document
⌘ O	Open file
⌘ W	Close window/document
⌘ S	Save document
⇧⌘ S	Save As
⌘ Z	Undo
⌘ Q	Quit
⇧⌘ Q	Quit, close/keep windows
⌘ ,	App preferences
⌘ H	Hide app
⇧⌘ H	Hide others
⌘ F	Toggle full screen mode
⌘ ▲ ▼	Page scrolling

MISSION CONTROL

^▲	View Mission Control
^▼	Show app's windows
→	Go to next app
space	Enlarge under pointer
F11	Show Desktop
^◀ ^▶	Move between spaces

APP SWITCHING

⌘ →	App switcher, then hold ⌘
→	Go to next app
`	Previous app
Q	Quit app
H	Hide/show app
⌘ `	Next window in app
^ →	Next tab in window
⇧⌘ D	Hide/Show Dock

TEXT EDITING

⌘◀ ⌘▶	Start/end of line
⌘▲ ⌘▼	Start/end of doc
⇧◀ ⇧▶	Previous/next word
⇧▲ ⇧▼	Previous/next paragraph
⌘X ⌘C ⌘V	Cut/Copy/Paste
⌘⇧⌘ V	Paste and Match Style
⌘ A	Select All
⌘ T	Show Fonts
(hold letter)	Choose accent mark
^⌘ space	Insert symbol or emoji
^^	Start Dictation

SYSTEM COMMANDS

⇧⌘ esc	Force quit apps
^⌘ Q	Lock screen
⇧⌘ Q	Log out
⇧⌘ ?	Open Help menu

SAFARI

⌘ N ⌘ T	New window / tab
⇧⌘ N	New private window
⌘ R	Reload page
⇧⌘ H	Home
⌘ [⌘]	Back / Forward
⌘ D	Add bookmark
⇧⌘ D	Add to reading list
⌘ Y	Show history
⌘ + ⌘ -	Zoom in / Zoom out
⇧⌘ \	Tab overview
⇧⌘ B	Show / Hide Favorites bar
^⌘1 ^⌘2	Show / Hide Sidebars

SPOTLIGHT, ETC

⌘ space	Spotlight search
▲ ▼	Select a result
tab	Show preview
return	Open
⌘R	Go to result location
⌘L	Dictionary definition
⌘B	Web search
⌘ ^ D	Look up selected text
⌘⇧ space	Finder file search
⌘ space (hold)	Siri
🌐 Q	Quick note

SCREEN CAPTURE

⇧⌘ 5	Capture and recording controls
⇧⌘ 3	Capture the screen
⇧⌘ 4	Capture area
(Add ^ to save to clipboard instead of file)	
(Space to select window instead of area)	

⌘ command ⇧ option ^ control ⇧ shift

⌫ delete → tab 🌐 fn key

Note: Keyboard shortcuts can be disabled or customized in the System Preferences.
See <http://macmost.com/j-keyshort> for more shortcuts and to learn how to create your own.

v11.0
Copyright © 2021 MacMost.com

**FOR A GOOD
Time**

SCAN HERE >>



Why Won't My Password Work?



MacMost Video



www.macmost.com

This is the exact video name to search for.



Forgot Apple ID Password



support.apple.com/en-us/HT201487

Forgot Mac Login Password



support.apple.com/en-us/HT202860



Apple Tech Support: 1-800-275-2273

Password Humor

"Please Enter a Password"

ilovedogs

"Password must Contain at least one Capital"

iloveparisdogs

iOS Photos Buttons



Flash



Live Photos



Front Facing Camera



Burst



Zoom



Adjust Light & Color



Apply Filters



Crop & Straighten



Markup

Side 1

"Political Correctness is a doctrine fostered by a delusional, illogical, liberal minority, and rabidly promoted by an unscrupulous mainstream media that it is entirely possible to pick up a turd by the clean end"



Office
623-584-5808

911 For Emergencies

**SHERIFF'S POSSE OF
SUN CITY WEST**

20450 Stardust Blvd.
Sun City West, AZ 85375
scwposse.com



Scan for Video

How To Use Mac Reminders In 5 Minutes



**Actual title
of video.**

www.macmost.com



Scan Documents w/iPhone/iPad

1. Open "**Files**" app
2. Tap "**iCloud Drive**"
3. Tap Ellipsis ...
4. Select "**New Folder**" from menu (name folder "**Scans**")
5. Open "**Scans**" folder
6. Tap Ellipsis ...
7. Select "**Scan Documents**"
8. Camera will activate, hold over document or item to be scanned
9. When scan is complete tap "**Done**"
10. Your scans are available on your iMac in "**Finder**" in the "**Scans**" Folder in "**iCloud Drive**"

**Video available at Macmost.com - "How to Scan Documents with your iPhone"

Scan to Mac w/iPhone or iPad

Requirements



- 1. Have latest macOS & iOS**
- 2. Bluetooth On**
- 3. Same WiFi Network**
- 4. Same Apple ID**

I. Screen Zoom for iPhone/iPad

- 1. Settings**
- 2. Accessibility**
- 3. Zoom**
- 4. Turn On Zoom & Follow Focus**
- 5. THREE** Finger tap **TWICE** on Screen to activate/turn **ON/OFF ZOOM**

II. Turn On Zoom Controller

- 1. Settings**
 - 2. Accessibility**
 - 3. Zoom**
 - 4. Turn ON Zoom Controller**
 - 5. Set Zoom Controller Actions**
- OR**
- 6. Tap Zoom Screen Handle to Turn Zoom Controller ON/OFF**

Create a Shortcut on iPhone/iPad

Video at www.macmost.com - "Create an iPhone Shortcut To Show Your Vaccination Card"

Have the document/card/item you wish to make a shortcut to available.

- › Open/Tap the **FILES** app
- › Open/Tap the "**SHORTCUTS**" folder
- › Tap the Ellipsis (⋮) in upper right corner
- › Select "**SCAN DOCUMENTS**"
- › Scan the document/card/item you wish to make a shortcut to
- › When scan completes (and you are satisfied) select "SAVE" in lower right corner
- › Make sure scan is saved to "**SHORTCUTS**" folder
- › Rename the file and remember exactly the name you gave it
- › Close the "**FILES**" app
- › Open/Tap the "**SHORTCUTS**" App
- › Select the "+" in upper **LEFT** corner to add a new Shortcut
- › Select "+ **ADD ACTION**"
- › Type "**FILE**" in the search bar



Side 1



How To Make Signs With Mac Pages?



Actual title
of video.

www.macmost.com



Scan for Video



Turning Old Slides Into Digital Images




Scan Here for Video
on YouTube



SPAM

1. Spam Fried Rice
2. Spam & Onion Omelette
3. Spam & Egg McMuffin
4. Fried Spam
5. Spam & Cheese Sliders
6. Spam & Onion Grilled Cheese
7. Spam & Southern Fried Potatoes
8. Spam & Tea Crackers
9. Spam & Onion Sandwich
10. Spam in Green Salad
11. Spam in BBQ Sauce in Small Crockpot
12. Spam Fingers on Veggie Platter
13. Spam & Noodle/Macaroni Casserole
14. Spam & Eggs & Potatoes
15. Spam Pizza
16. Spam Kabobs



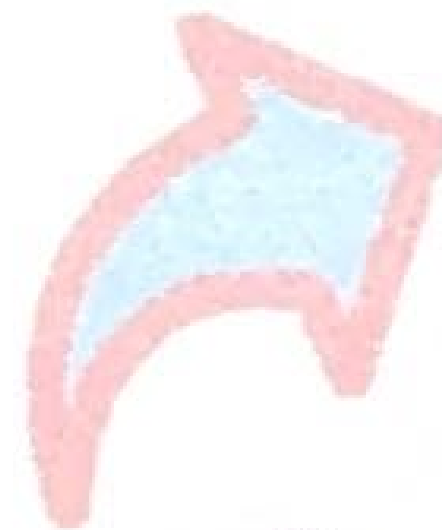
****Sliced, Cubed, Quartered, Minced, Etc.**

www.spam.com

It's as American as Apple Pie!



App Icon



Instructions

TechHelp:

Barry^{JOHNSON} SunCityWest

Need Help with your computer?

Have a new computer and need help
transferring files from old to new?

No problem!

Whatever the issue: Contact me today!

Barry Johnson
networkwithbarry@gmail.com
480-980-3093

TechHelp:

Barry^{JOHNSON} SunCityWest



The most dangerous
phrase in our language is
"we've always done it this way."

Rear Admiral Grace Hopper





Scan for Video

Dynamically Position the iPad's Volume Buttons

1. Settings
2. Sounds
3. Turn OFF "Fixed Position Volume Controls"





Apple Watch Tips & Tricks

1. **ECG**
2. **Blood O2**
3. **Mute Notifications** by covering screen
4. **Raise to Speak**
5. Use “**Lumos!**” to turn flashlight on
6. Unlock your iPhone, even with a mask
7. Use like a **Walkie-Talkie**
8. Take a **Screenshot** with ease
9. **Unlock** a nearby Mac
10. **Respond** to a notification when it arrives
11. Set up **Apple Pay** on **Apple Watch**
12. **Find** a lost iPhone

Webpage Link - Copy & Paste

1. Go to Webpage
2. **Cmd ⌘ + L** to select link
3. **Cmd ⌘ + C** to copy
4. **Cmd ⌘ + V** to Paste into Email,
Text or Document



Which iPhone/iPad do I have?

1. Settings
2. General
3. About
4. Model Name
5. Model Number



WolframAlphaTM

computational
knowledge engine



Scan Here



**Data,
Stats,
Info,
Name,
Zip**




www.wolframalpha.com



ellen's tips for
iOS

Apple Maps Enhancements in iOS 16





"Many thanks to the Ladies' Quilting Club
for the new choir robes."



Ellen's Tips for iOS

**Easily Track Your Medications
on the iPhone!**



**Scan Here
for Video**





Ellen's Tips for iOS

Helping Seniors Master their
iPhones & iPads



Scan Here
for Website







Ellen's Tips for iOS

Helping Seniors Master their
iPhones & iPads



Scan Here
for Channel





Tom's family receives
the horrible news.

Pee on the electric fence
they said...
It will be fun they said...





Scan for Video


Lift the Subject from the Background of a Photo in iOS 16



**Actual title
of video.**

www.macmost.com





"It took some time, but we were able to locate the password he's been needing. Please tell him to write it down when he gets home."

How to Personalize Lock Screens on your iPhone



Compliments of
Apple Support



Scan Here
For Video





Scan for Video

www.macmost.com

12 New Features in Mac Photos



**Actual title
of video.**





MacMost Website



**MacMost YouTube
Channel**



**Apple Support
YouTube Channel**

Online Support Resources



**Ellen's Tips for iOS
Website**



**Ellen's Tips for iOS
YouTube Channel**



**Dan's Tutorials
YouTube**





**Search Lines
for Power Port
Cleaning & Care
Products**

Power Port Cleaning Tools

- 1. PurePort Multi-Tool Cleaning Kit**
- 2. Lightning Port Cleaning Brushes**
- 3. Lightning Port Cleaning Kit**
- 4. USB C Port Cleaning Kit**
- 5. Compressed Air Duster**
- 6. Lightning Port Dust Plugs**
- 7. USB C Port Dust Plugs**
- 8. USB 3.0 Port Plugs (Type A)**



**FUN
FACT**



Power Sign

DID YOU KNOW?

The symbol actually refers to the binary system whereby 1 means 'on' and 0 stands for 'off'.



SCREENSHOTS



Mac:



Shift ^ + Command ⌘ + 5
(Menu + Options)



Windows:

Shift ^ + WIN Key  + S
(Snipping Tool)
Snip & Sketch (App)



ellen's tips for ios

Top 7 Settings For Seniors On The iPhone



17 Hidden New Features In macOS Ventura



Scan for Video



Actual title
of video.


www.macmost.com



Where To Find Things In the New macOS Ventura System Settings App



Scan for Video



Actual title
of video.

www.macmost.com





Scan for Video

What's New In macOS Ventura



**Actual title
of video.**

www.macmost.com



Using the New Mac Weather App



Scan for Video



Actual title
of video.

www.macmost.com

