

From: Bruce news@macswest.org
Subject: This Week @ MacsWest
Date: July 23, 2022 at 6:29 PM
To: merrihew@usa.net

B



THIS WEEK @ MACSWEST

- **SUNDAY, JULY 24, 2022**
A Day of Rest

- **MONDAY, JULY 25, 2022.**

10:00 AM to NOON – Room C open for free MacU classes.

NOON to 2:00 PM – **GENIUS BAR** **New Monday Afternoon Genius Bar. No need to make into the Palm Ridge Rec Center Computer Lab Room C and have a one-on-one session with a "Genius" and ge**

- **TUESDAY, JULY 26, 2022**

10:00 AM to NOON – Room C Open for The Mac U Classes.

12:00 PM to 2:00 PM – A Member will be available in Computer Lab Room C for conversation, a modicum of h things MacsWest

- **WEDNESDAY, JULY 27, 2022**

GENIUS BAR

10:00 AM – GENIUS BAR: No need to make an appointment. Just walk into the Palm Ridge Rec Center Comp one-on-one session with a "Genius" and get all the help you need. Bruce and the two Gary's will be there to and Apple app problems. Be sure to bring your list of IDs and passwords (you do write them down some

- **THURSDAY, JULY 28, 2022**

10:00 AM to NOON – Laura and Judith will be in Computer Lab Room A to discuss genealogy and help you witl we have on one of the iMacs

NOON to 2:00 PM – A Member will be available in Computer Lab Room C for conversation, a modicum of help, MacsWest

- **FRIDAY, July 29, 2022**

1:00 PM - MacsWest REGULAR MEETING: Every Friday we feature a Presentation about some aspect of Apple iPad, Apps. in Room D @ Palm Ridge Computer Lab, until 2:00 PM, to be immediately followed by...

2:05 PM – ...Mini Genius Bar 🗨️ 📱 🖨️ 🕒 in Room D. Wanna talk Apple stuff? Need a question answered? Just I Stay after the Regular Meeting and relax!

- SATURDAY, July 30, 2022
- On This Day July 30, 2003

Historic Event

2003 The last 'old style' Volkswagen Beetle rolls off the assembly line in Mexico



Please note: all scheduled events in this calendar are subject to change.
To verify specific events in a timely manner,
go to the [MacsWest Event Calendar](#) on the day of the event.

• • • • •



• • • • •

**🍏 Apple/Mac Classes *Plus* 🍏
Available from The Mac U on the
new MacsWest 24" iMacs
Daily in Mac Room C**

Daily in Mac Room

Get the most out of your Mac, iPad & iPhone!

Hundreds of HD Video Tutorials with more added regularly!

You're guided through the video lessons with zooms, pans & highlights.

The MacU tutorials are scripted, recorded & edited for clear, concise delivery.

Core Tutorials

macOS Monterey What's New
macOS Core Concepts
iOS 15 What's New
iOS Core Concepts
iPadOS Overview
Apple Watch Core Concepts
iCloud for Mac, iPad & iPhone
Mac Backup
Mac Utilities
Mac Security
CleanMyMacX
Markup for iOS
iPhone XR, XS, X
macOS Big Sur What's New
macOS Catalina What's New

Productivity Tutori

Safari for Mac
Safari for iOS (iPad & iPh
Mail for Mac
Mail for iOS (iPad & iPho
Files for iOS
Contacts, Calendar &
Reminders for Mac
Contacts, Calendar &
Reminders for iOS
Apple Maps for iOS & Ma
Notes for Mac & iOS
Health App Overview
Pages for Mac
Numbers for Mac
Keynote for Mac
Pages for iOS
Text Expander for Mac &





**Mexican Train or any games in Room C....anytime. It's you
Free Air-conditioned Rooms
Bring your own snacks**



Monitor Time

Message from Monitor Mentor Norm

Monitors are needed. It is the responsibility of every MacsWest Club Member to volunteer in Computers West Room four hours per year. Yup! That's all! Just four hours. The length of an average football game (plus the post-game wrap-up to Wickenburg, have breakfast, do a little shopping, and drive back to Sun City West. In other words, not much time at a

What is required of monitors?

Smile! Always! Even from behind a mask!

When a new member joins the Club, Membership Envelopes MUST have all the information completed or the new member's Legibility is a huge necessity here. Would your fifth-grade teacher be able to read it?

As always, remember to bring something to do. It's a great time to do catch up on your reading. Got a laptop or tablet? Easiest way to sign up to Monitor is to click [HERE](#)

Monitor coordinator Norm says, "Please do not hesitate to email me (macscwgb375@gmail.com) with any questions, cc

Thanks to all those that stepped up to help!

**Norm Falcone
Monitor Coordinator**

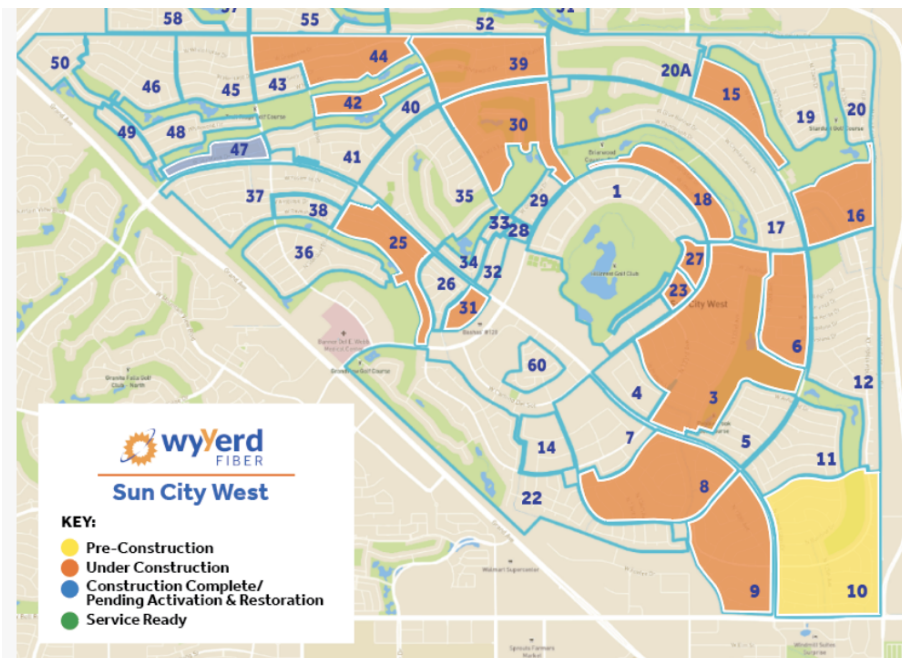


From the Rec Center News

Update



**Sun City West
Pre-Construction:**



Click image for enlarged view

● 10
Under Construction:

- 3
- 6
- 8
- 9
- 15
- 16
- 18
- 23
- 25
- 27
- 30
- 31
- 39
- 42
- 44



**Construction Complete/
& Restoration**

- 47

Discover our **FAST** fiber internet plans
No Data Caps ♦ Local Customer Service & Support ♦ No Surprises On Your Bill

The Envy of the Internet

2 GIG

Speeds of 2000 Mbps up & 2000 Mbps down

- Wyyerd WiFi included
- No hidden fees
- No surprise rate increases
- No data caps

\$150/mo

GIG Speed Under \$100

1 GIG

Speeds of 1000 Mbps up & 1000 Mbps down

- Wyyerd WiFi included
- No hidden fees
- No surprise rate increases
- No data caps

\$95/mo

Super Speeds for Streaming

600 Mbps

Speeds of 600 Mbps up & 600 Mbps down

- Wyyerd WiFi included
- No hidden fees
- No surprise rate increases
- No data caps

\$80/mo

Fastest

300 Mbps

Speeds of 300 Mbps up & 300 Mbps down

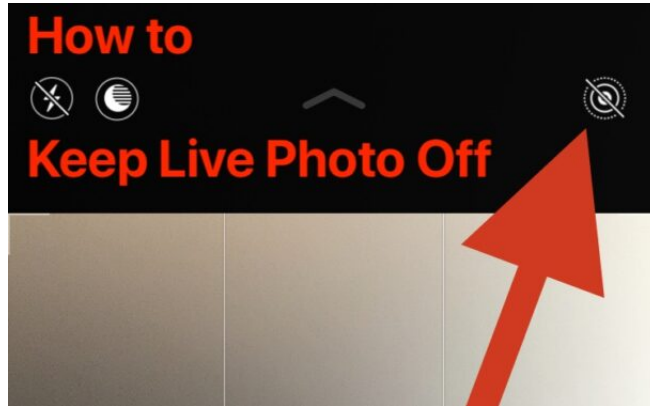
- Wyyerd WiFi included
- No hidden fees
- No surprise rate increases
- No data caps

\$60/mo



Tip of the Week

How to Completely Turn Off Live Photo on iPhone Camera

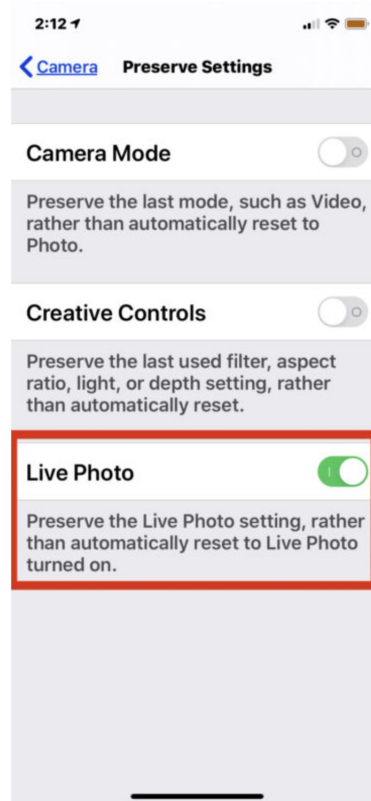


How to Preserve the Live Photo Settings on iPhone Camera to Keep it Off

How to Preserve the Live Photo Settings on iPhone Camera to Keep it Off

Want the iPhone camera to maintain whatever your Live Photo setting choice is? Here's where you can enable that option:

1. Open the "Settings" app on iPhone (or iPad)
2. Go to "Camera"
3. Choose "Preserve Settings"
4. Toggle the switch for "Live Photos" to the ON position – this allows the iPhone to preserve the Live Photo setting to off or on, rather than reset it to always be on every time the Camera app is open



5. Close out of Settings and return to the Camera app, toggling Live Photo to be off by tapping the button within camera as usual to the off position

.....

Bits & Pieces

[How to share your WiFi password from your iPhone](#)



.....

Signs of the Times



.....

Another Sign of the Time





.....

I Was Just Thinking...


Torn jeans are not a good idea in summer! 😂



.....

The Link

[M2 MacBook Air vs. M2 MacBook Pro: which should you |](#)





Another Link

What you need to know about JPEG, HEIF, HEIC, and ProRAW

Your iPhone, iPad, and Mac natively support a variety of image formats. With JPEG, HEIF, and ProRAW being what they mean and how to pick between them.

How to switch between formats

By default, your Apple device will capture in the HEIF format. To use JPEG or to enable ProRAW mode, you will need to adjust the camera settings.

ProRAW is only available on iPhone 12 Pro and later devices.

How to enable JPEG and ProRAW modes for the camera

- Launch **Settings**,
- Tap **Camera**,
- Tap **Formats**,
- To turn on JPEG, tap **Most Compatible** under Camera Capture. To revert to HEIF, tap **High Efficiency**,
- To enable the ProRAW toggle, which can be enabled at-will inside the Camera app, turn on **Apple ProRAW**,

The new image format will apply immediately to any new photo taken with the built-in cameras.



The Education Committee
is working on new
classes.
Got an idea? Care to comment?
Click on...

Education Committee Chair



You are receiving this email because you are a member of the *Macswest* Apple Users Group, a division of Computers W Sun City West, AZ 85375, **AND** you have opted-in to receive this newsletter. To unsubscribe from this mailing list, click h

